

Wireless Health Monitoring System using IOT

K. Siva Sankar¹, G. Joga Rao², B. Ravi³, B. Alekhya⁴, P. Sampathkumar⁵, D. Karthik Ganesh⁶, Rakesh. E⁷

¹Assistant professor EEE Department, Raghu Institute of Technology, Visakhapatnam, Andhra Pradesh, India

²Associate Professor EEE Department, Raghu Institute of Technology, Visakhapatnam, Andhra Pradesh, India

³⁻⁷B Tech, EEE Department, Raghu Institute of Technology, Visakhapatnam, Andhra Pradesh, India

ABSTRACT

Health has prime importance in our day-to-day life. Sound health is necessary to do the daily work properly. This project aims at developing a system which gives body temperature and heart rate using LM35 and pulse sensor respectively. These sensors are interfaced with controller node MCU. Wireless data transmission done by node MCU through wifi module. ESP8266 is used for wireless data transmission on IoT platform. Data visualization is done on Blynk App. So that record of data can be stored over period of time. This data stored on web server so that it can be seen to who logged.

Keywords: Health Monitoring System, Controller, Pulse Sensor, Saline, Temperature Sensor, IOT

I. INTRODUCTION

In the recent years wireless technology has increasing for the need of upholding various sectors. In these recent years IoT graped the most of industrial area specially automation and control. Biomedical is one of recent trend to provide better health care. Not only in hospitals but also the personal health caring facilities are opened by the IoT technology. So having a smart system various parameters are observed that consumes power, cost and increase efficiency. In according to this smart system.

In traditional method, doctors play an important role in health check up. For this process requires a lot of time for registration, appointment and then check up. Also reports are generated later. Due to this lengthy process working people tend to ignore the checkups or postpone it. This modern approach reduces time consumption in the process.

In the recent years use of wireless technology is increasing for the need of upholding various sectors. In these recent years IoT graped the most of industrial area specially automation and control. Biomedical is one of recent trends to provide better health care. Not only in hospitals but also the personal health care facilities are opened by the IOT technology. So having a smart system, various parameters are observed that consume power, cost and increase efficiency. In accordance with this smart system.

Medical scientists are trying in the field of innovation and research since many decades to get better health services and happiness in human lives. Their contribution in medical area is very important to us and cannot be neglected. Today's automotive structures have the root ideas coming from yesterday's basics. Also Early detection of chronic diseases can be easy with these technologies. The body temperature, heart rate, blood pressure, saline are prime parameters to diagnose the disease. This

project gives temperature and heart rate values using IoT.

II. MOTIVATION

In rural hospitals, the facilities for health caring are limited. The poor quality of health management enables issues in health care system. Everyone should get the knowledge of own health as easy and early as possible. Also it should be worth for each. Latest report of The India Spend analysis of data says that the 500,000 doctors shortage in India. WHO defines the doctor patient ratio will be 1:1000 which has been failed in India. In developing countries there is lack of resources and management to reach out the problems of individuals. A common man cannot afford the expensive and daily check up for his health. For this purpose various systems which give easy and assured caring unit has been developed. These system reduces time with safely handled equipment.

III. RELATED WORK

Modern health care system introduces new technologies like wearable devices or cloud of things. It provides flexibility in terms of recording patients monitored data and send it remotely via IOT. For this connection, there is need of secure data transmission. To transmit the data with privacy is the Moto of this paper. The proposed system introduces security of health care and cloud of things. System works in two major parts viz. storage stage and data retrieving stage. In storage stage, data is stored, updated for future use. In data retrieving stage, retrieve data from cloud. The cloud server can share with authenticated user as per request. A patient with wearable devices continually updates his record every 5 or 10 min. In emergency mode, it updates for every 1min. The wearied device will send results to phone using IOT technology. This can able to give to cloud server using Internet.

At cloud server, each patient is defines with unique address. So data at cloud can authenticate the right patient and provide the required request.

Telemonitoring system via WBAN is evolving for the need for home based mobile health and personalized medicine. WBAN can able to collect the data acquired from sensor and record the output. This output results sent to controller wirelessly to health monitoring system. In this paper, node mcu is used to in WBAN technology due to its guaranteed delay requirement for health telemonitoring system. Node mcu used in the communication. Afef Mdhaffar, Tarak Chaari, Kaouthar Larbi, Mohamed Jmaiel and Bernd Freisleben has explained low power WAN network to perform analysis of monitored data in health caring system. They have established WAN network for communication upto the range of 33m² at around 12 m altitude. Also they have demonstrated that power consumed by LoRaWAN network is ten times less than the GPRS/3G/4G. The IOT architecture has been given for step wise working for understanding of IOT. The main purpose of LoRaWAN is the energy consumption. The power consumption in idle mode for LoRaWAN is 2.8mA while in GPRS is 20mA. Hardware cost in LoRaWAN is 10dollar while in GPRS is 50 dollar. Maximum data rate in LoRaWAN is 50kbps (uplink), 50 kbps downlink while in GPRS is 86.5 kbps(uplink ,14kbps(downlink)). These results gives the overall efficiency of LoRaWAN in the demonstration of IOT for health monitoring system.

Ayush Bansal , Sunil Kumar, Anurag Bajpai, Vijay N. Tiwari, Mithun Nayak, Shankar Venkatesan, Rangavittal Narayanan focuses on development of a system which is capable of detecting critical cardiac events. Using an advanced remote monitoring system to detect symptoms which lead to fatal cardiac events Hamid Al-Hamadi and Ing-Ray Chen gives trust based health IOT protocol that considers risk classification, reliability trust, and loss of health probability as design dimensions for decision making. Comparative analysis of trust based protocol and baseline protocols te check feasibility.

Muthuraman Thangaraj Pichaiah Punitha Ponmalar Subramanian Anuradha ."Digital hospital" term is introduced for hospital management. It enables

automatic electronic medical records in standard. Also discusses with the implemented real world scenario of smart autonomous hospital management with IOT.

Sn	Title of Paper	Sensors used	Technology used
1	Internet Of Things (IOT) Enabled Smart Autonomous hospital management System - A Real World Health Care Use Case with the Technology Drivers Remote health monitoring system for Detecting cardiac disorders	Various types of Sensors used	Hospital
2	IoT-based Health Monitoring via LoRaWN	Pulse rate sensor	Mobile based deployment Blynk app
3		B.P, Temp., glucose	Through internet and sensor device LoRa Network

Table 1: Comparison of sensors and technology

IV. SYSTEM OVERVIEW & DESCRIPTION

The objectives of the system are

1. To develop health monitoring system i.e. it measures body temperature, heart rate, B.P and Saline.
2. To design a system to store the patient data over a period of time using database management.
3. To do analysis of collected data of sensors.

A. BLOCK DIGRAM

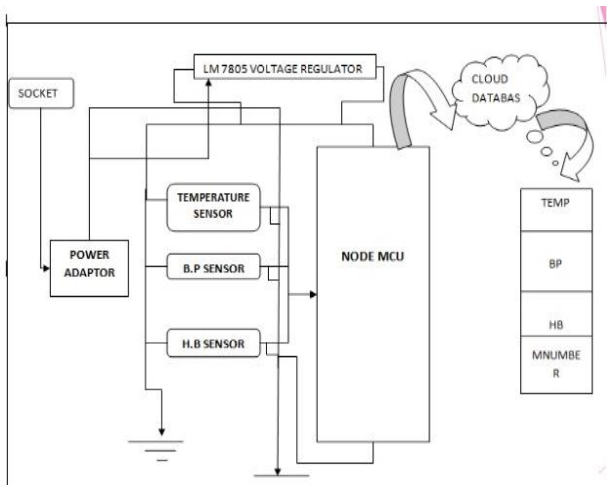


Fig 1: Block diagram of system

Fig 1 shows the proposed system .The health monitoring sensors are used to collect health related data i.e. for data acquisition. Communication can be done by controller for sending data on internet wirelessly. Data processing has been done at server. All data collected and aggregated at server point. To get health related information in understandable format it can be shown on blynk app.

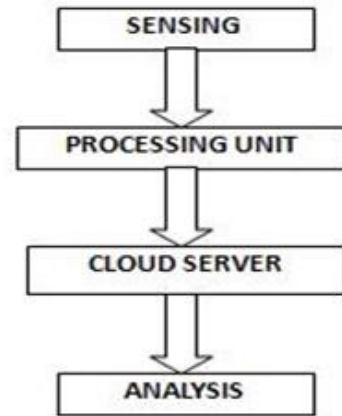


Fig 2: Working of system

Fig 2 shows the working flow of system. The results collected from sensor are analyzed i.e. if abnormal behavior has been detected , then emergency plan activated to inform the Doctor about patient's health .So it reduces critical conditions in Hospital.

B. COMPONENTS

1) Node MCU:

Node mcu is an open source IOT platform .It includes firmware which runs on the ESP8266 WIFI SOC from Express if systems ,and hardware which is based on the ESP-12 module.Node MCU was created shortly after the ESP8266 Came out.on December 30,2013,Espressif systems began production of the ESP8266.The Esp8266 is a wifi soc integrated LX106 core,widely used in IOT applications.ESP8266 board named devkit v0.1.In this 30 pins are there.

2) Temperature Sensor:

LM35 sensor is one of commonly used temperature sensor that can be used to measure temperature with an electrical output comparative to the temperature in (degree centigrade).It can measure temperature more correctly compare with a thermistor.The LM35

has an output voltage that is proportional to the celsius temperature. It is calibrated linearly in Celsius. It has low self heating capability. Also it doesn't require external calibration. In this 3 pins are there.

3) Pulse Sensor:

Pulse sensor is designed to give analog output of heart beat when a finger is placed on sensor. It starts working; LED on top side will starts blinking with each heart beat. To see the sensor output, output pin of sensor is connected to NODE MCU controller .The working principle of sensor is based on light modulation by blood flow through nerves at each heart pulse.

	Item	Specification
Controller	Operating voltage, digital pins, Flash memory	5V, 14,32 KB
Temperature sensor	Temperature range, power, output impedance	-55C to 150C, 4 30V, 0.1W for 1mA load
Pulse sensor	LED, gain, Power	Infrared LED, 100, 3.3V

Table 2: Specification of System

4) Wifi Module:

The ESP8266 wifi module is a self contained SOC with incorporated TCP/IP protocol stack that can offer any controller access to wifi network. It uses 802.11 b/g/n protocols. Standby power consumption is less than 0.1mW.

This wifi module already connected in internal Node MCU

> IoT Platform:

Use the IOT platform to send data to the cloud from any Internet-enabled device.

You can then configure actions and alerts based on your real-time data and unlock the value of your data through visual tools.

Use the IOT NODE MCU offers a platform for developers that enable them to easily capture sensors data and turn it into useful information.

C. WORKING PRINCIPLE

IOT patient monitoring has sensors. First one is pulse rate sensor ,Second one is temperature sensor, and Saline. This project is very useful since the doctor can monitor patient health parameters just through the BLYNK APP. So now the doctor or family members can monitor or track the patient health through the android app. To operate the system project ,you need a wifi connection . This project will not work without a internet connection. The node mcu board continuously reads input from these senses. Then it sends this data to the cloud by sending this data to a particular blynk app. Then this action of sending data to ip is repeated after a particular interval of time. For example in this project ,we have sent data after every 30 seconds.

V. RESULTS AND CONCLUSION




Fig 3: Setup of System



Fig 4 shows the Output on Blynk App, pulse sensor and temperature sensor.

Parameters that is temperature and pulse rate is shown online on IOT platform.

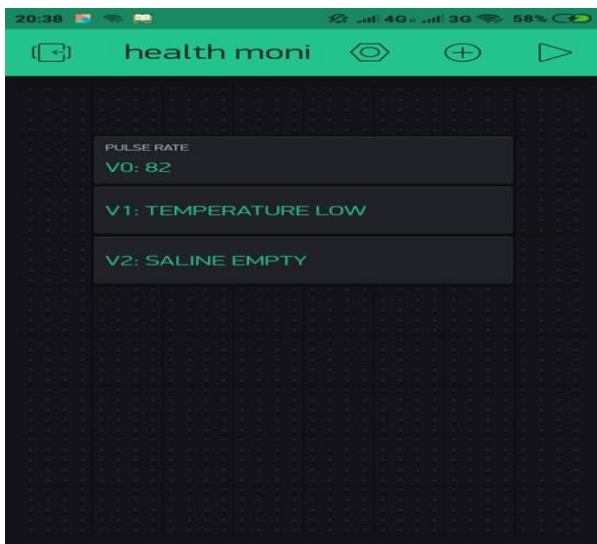


Fig 5: sensor output

VI. ACKNOWLEDGEMENT

We Express our thanks to the support given by management in complete our project .We Express our sincere gratitude and deep sense of respect to Dr.G.JogaRao, HOD and Associate professor of Electrical Department. We Express our sincere thanks to our project Guide Mr.Kona SivaSankar Assistant professor for his support to completion this project. We also thankful to the teaching and Non teaching Staff of Electrical Department for their Direct as well as indirect help in our project.

VII. REFERENCES

- [1]. Ebrahim Al Alkeem¹, Dina Shehada¹, Chan Yeob Yeun¹,M. Jamal Zemerly ,Jiankun Hu “New secure healthcare system using cloud of things”, Springer
- [2]. S. M. Riazul islam, Daehan kwak, MD. Humaun kabir Mahmud hossain, and Kyung-sup kwak,” The Internet of Things for Health Care:A Comprehensive Survey” , DOI 10.1109/TDSC.2015.2406699, IEE Transactions
- [3]. Afef Mdhaffar, Tarak Chaari , Kaouthar Larbi Mohamed Jmaiel and Bernd Freisleben “IoT-based Health Monitoring via LoRaWAN”, IEEE EUROCON2017.
- [4]. Mohammad M. Masud, Mohamed Adel Serhani, and Alramzana Nujum Navaz “Resource-Aware Mobile-Based Health Monitoring”, 2168-2194 (c) 2015 IEEE
- [5]. Ayush Bansal , Sunil Kumar, Anurag Bajpai, Vijay N. Tiwari, Mithun Nayak, Shankar Venkatesan, Rangavittal Narayanan, “Remote health monitoring system for detecting cardiac disorders”, IET Syst. Biol., 2015, Vol. 9, Iss. 6, pp. 309–314.
- [6]. Hamid Al-Hamadi and Ing-Ray Chen, “Trust-Based Decision Making for Health IoT Systems” DOI 10.1109/JIOT.2017.2736446, IEEE Internet of Things Journal.
- [7]. Muthuraman Thangaraj Pichaiah Punitha Ponmalar Subramanian Anuradha, “Internet Of Things (IOT) Enabled Smart Autonomous Hospital Management System – A Real World Health Care Use Case with the Technology Drivers”, 2015 IEEE International Conference on Computational Intelligence and Computing Research.
- [8]. Maradugu Anil Kumar, Y.Ravi Sekhar, “Android Based Health Care Monitoring System” IEEE Sponsored 2nd International Conference on Innovations in Information Embedded and Communication Systems ICIIECS'1

- [9]. G. Joga Rao, G. Satish, D. Abhinav, P. Mothi Manoj Nageswara Rao, P. Satish Ganesh, "Temperature Controlled Fan using IOT", International Journal of Scientific Research in Science, Engineering and Technology(IJSRSET), Print ISSN : 2395-1990, Online ISSN : 2394-4099, Volume 4 Issue 4, pp.671-675, March-April 2018. DOI : 10.32628/IJSRSET1844255

Cite this article as :

K. Siva Sankar, G. Joga Rao, B. Ravi, B. Alekhya, P. Sampathkumar, D. Karthik Ganesh, Rakesh. E, "Wireless Health Monitoring System using IOT", International Journal of Scientific Research in Science, Engineering and Technology (IJSRSET), Online ISSN : 2394-4099, Print ISSN : 2395-1990, Volume 6 Issue 2, pp. 268-273, March-April 2019. Available at doi : <https://doi.org/10.32628/IJSRSET196263>
Journal URL : <http://ijsrset.com/IJSRSET196263>